

An Introduction to Navigating Brightspace For Families

Commonly Used Tools in Brightspace:

Announcements
(AKA Newsfeed)



Announcements

Assignments
(AKA Dropbox)



Assignments

Portfolio



Portfolio

Content



Content

Activity Feed



Purpose:

Multi-media capable tool to allow teachers to create rich announcements for students that post to the course homepage

Purpose:

Submission folders are found here
Students can track their assignments and see what has/has not been submitted, including due dates

Purpose:

Documentation tool to collect evidence of learning

Purpose:

Where you can find the lesson content that is being shared by the educator

Purpose:

Interactive tool for educators to share activities on the course homepage
Social media inspired communication tool



Getting Started...

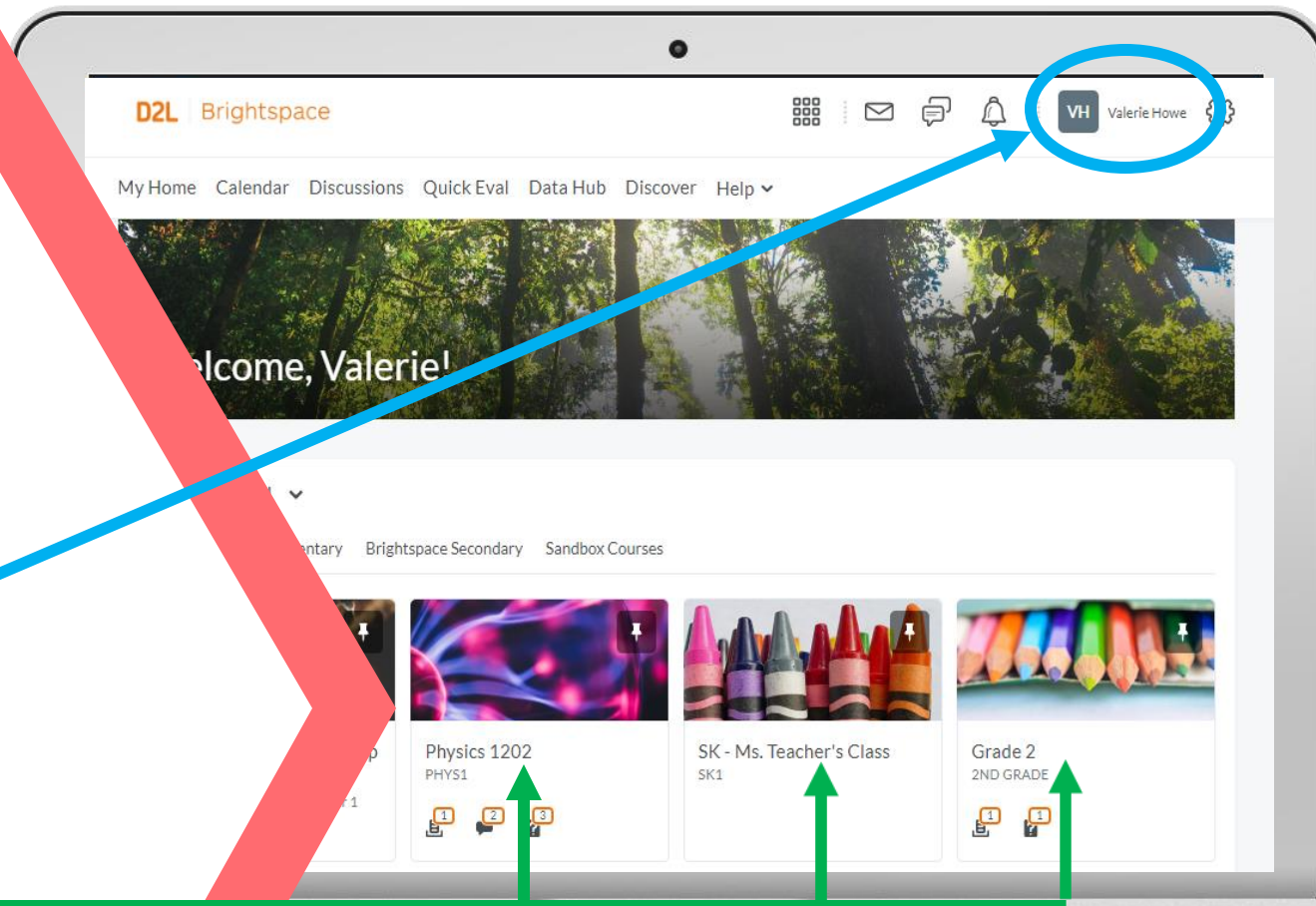
Once you are logged into Brightspace, you will come to the “landing page”.

Here you will see the user’s name and initials (or a photo if the profile has been updated with one) at the top right of the page. If this was your account, you would see your name and initials here.

Once you are logged into Brightspace, you will find all the courses you are enrolled in.

Note: this example shows multiple courses that this person is registered in. You may only have one course listed.

Click on the course you want to move to the **Course Homepage**.







What's on the Course Homepage?

Return to Homepage

Return to Course Homepage

Nav Bar

The screenshot shows the Brightspace Classroom interface. At the top, there is a navigation bar with a home icon (circled in green), the text 'Brightspace Classroom', and a set of utility icons (circled in blue) including a waffle icon, an email icon, a chat icon, and a notification icon. Below the navigation bar is a horizontal navigation bar (circled in red) with icons for Content, Announcements, Assignments, Activities, Assessments, Classlist, and Science. A yellow arrow points from the 'Return to Course Homepage' text to the 'Activities' icon. A red arrow points from the 'Nav Bar' text to the entire horizontal navigation bar. The main content area features a banner with a periodic table background and the text 'Welcome to our Learn from Home Classroom, K12!'. Below the banner, there are sections for 'Activity Feed' and 'Announcements'. The 'Announcements' section shows a post titled 'Virtual Learning Portraits' with a video thumbnail.

1.  1. Waffle
List of all your courses
2.  2. Email
3.  3. Chat
4.  4. Notifications

Examples of Course Homepages

** Course homepages may look different depending on how the educator has set up their course. **

This screenshot shows a Brightspace Classroom homepage for a K12 Educator. The header includes a home icon, the text "Brightspace Classroom", and navigation icons for a grid, email, chat, notifications, a user profile for "KE K12 Educator", and a settings gear. Below the header is a row of eight icons representing different course sections: Content, Announcements, Assignments, Activities, Assessments, Classlist, Science, and Course Admin. A large banner image features a periodic table of elements with the text "Welcome to our Learn from Home Classroom, K12!". The main content area is divided into two columns. The left column has an "Activity Feed" section with a "Create a post..." button and a "Latest Posts" section featuring a post titled "Fitness Challenge!" dated April 13, 2020. The right column has an "Announcements" section with a post titled "Virtual Learning Portraits" dated April 13, 2020, which includes a video player showing a woman wearing headphones.

This screenshot shows a Grade 10 Science course homepage. The header includes a home icon, the text "Grade 10 Science", and navigation icons for a grid, email, chat, notifications, and a user profile for "Heather Ryan as Student". Below the header is a row of navigation links: Content, Discussions, Assignments, Grades, Class Progress, and Quizzes. A large banner image shows a person in a lab coat pouring liquid into test tubes, with the text "Grade 10 Science" overlaid. The main content area is divided into two columns. The left column has an "Activity Feed" section with a "Create a post..." button and a "Latest Posts" section featuring a post titled "Inquiry Lab" by Gina Hernandez, dated October 2, 2018. The right column has a "Scientist of the Week" section featuring a "BLOGSPOT" for Marie Maynard Daly, including a portrait and a list of statistics: Innovation 6, Impact 5, and Obscurity 9.

What's Next?

Once you are in your course, you have a few options:

Option 1: Check for new posts from the instructor in **Activity Feed** and/or **Announcements***

Option 2: Click on the **Content** tab at the top of the page to view the units in your course

Option 3: You can click on the **Assignments*** tab to submit any requested material

* **Note:** Tools can given different names. For example: **Announcements** is sometimes labeled "Newsfeed" and **Assignments** is sometimes labeled "Dropbox"



Content



Announcements



Assignments



Activities



Assessments



Classlist



Science



Course Admin



Welcome to our Learn from Home Classroom, K12!

Activity Feed ▾

+ Create a post...

Latest Posts

KE

Me • Apr 13, 2020

Fitness Challenge!

Your movement of the week is one of the best body-weight exercises you can perform: **THE BURPEE!**


It is a plyometric movement that requires no equipment, and

Announcements ▾

Virtual Learning Portraits ▾

×

Posted Apr 13, 2020 4:31 PM





Heather Ryan
as Student

- Course Home
- Content
- BrainPOP
- IXL
- Cool Sites
- Logout

Viewing as Student

- Profile
- My Portfolio**
- Notifications
- Account Settings
- Log Out



Activity Feed

Create a post...

Latest Posts

Announcements

Welcome to Room 12!

Posted Sep 6, 2017 11:19 AM

Step 1: Click on your name in the top right corner

Step 2: Choose "My Portfolio"

Learn more about using **Portfolio At Home** [here](#).

How do I find my "Portfolio"?

Brightspace for Parents: What do I see?

Parent/Guardian name and initials

Hi Patty! Engage in your child's learning journey. Start by selecting a child.



Sammy Student

Overdue Work **1**

Upcoming Work **0**

Recent Grades **5**



Ashley Student

Overdue Work **6**

Upcoming Work **0**

Recent Grades **10**



Will Student

Overdue Work **6**

Upcoming Work **0**

Recent Grades **14**

This is the **Brightspace for Parents Homepage**.

It displays all students enrolled in the same school board/district.

Click on a student to visit their profile for more detail.

Check out a video tutorial about Brightspace for Parents [here!](#)

Brightspace for Parents: What do I see?

Ashley Student ▾ Portfolio

It looks like the following are overdue:

Ashley may be running behind!

- Properties of Rational Exponents was due 14 weeks ago.
- [TX] Graphing Quadratics was due 9 weeks ago.
- Positive and Negative Acceleration was due 3 weeks ago.
- Research Paper (Google Template) was due 2 weeks ago.
- Positive and Negative Acceleration - Group Assignment 1 was due 1 week ago.
- Positive and Negative Acceleration - Group Assignment 1 was due 1 day ago.

Upcoming Work 0

Ashley doesn't have any work due in the next 2 weeks.

View all work

Recent Grades 10

- Module One Quiz Algebra 1202 66.67 %
- Test score moving to Grade b... Algebra 1202 100 %
- Algebra 1 Review Algebra 1202 10 %
- Space Travel Physics 1202 75 %

View all grades

Portfolio Items

Science Fair
Collected 5/9/2018 5:44 PM

View all portfolio items

Latest Posts

KA COMPLETE Assignment • Aug 15, 2019 1:23 PM

Assignment 3a: Sunspots Research

Submit a 500 word research paper on one of the following topics related to sunspots and sunspots activity:

- History

Confirms which student profile is being viewed.

Drop down menu to switch between student profiles within the same school board/district.

1 Overdue work

2 Upcoming work to be completed

3 Recently assigned grades

4 Shared **Portfolio** items

5 Recent **Activity Feed** Posts

* **Note:** Depending on how the educator is using Brightspace, content may not appear if nothing has been shared by the educator